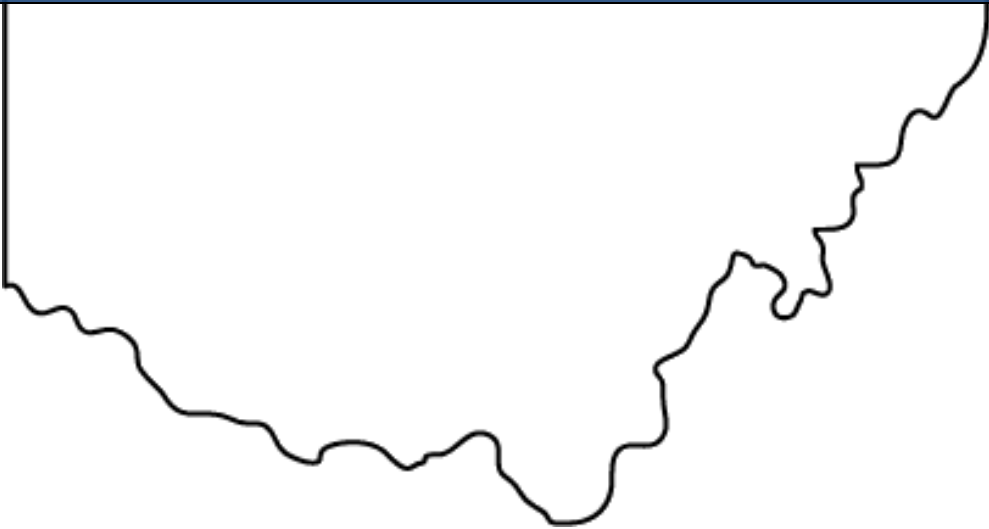


NOT CROSS CRIME SCENE - DO NOT CROSS CRIME SCENE - DO NOT CROSS CRIME SCENE - DO NOT CROSS

HOMICIDES IN OHIO 2000-2012



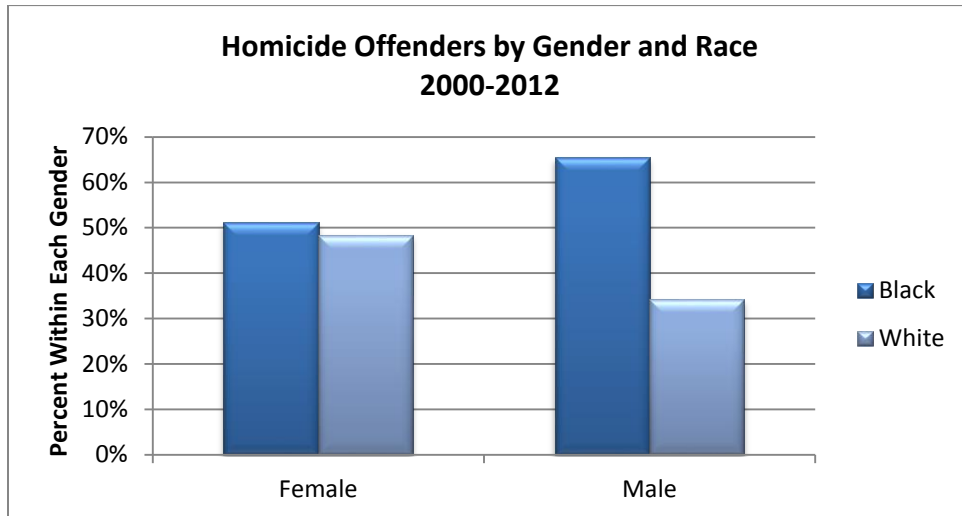
Ohio Office of Criminal Justice Services
1970 West Broad Street
Columbus, OH 43223
Toll-Free: (800) 448-4842
Telephone: (614) 466-7782
Fax: (614) 728-8330
www.ocjs.ohio.gov



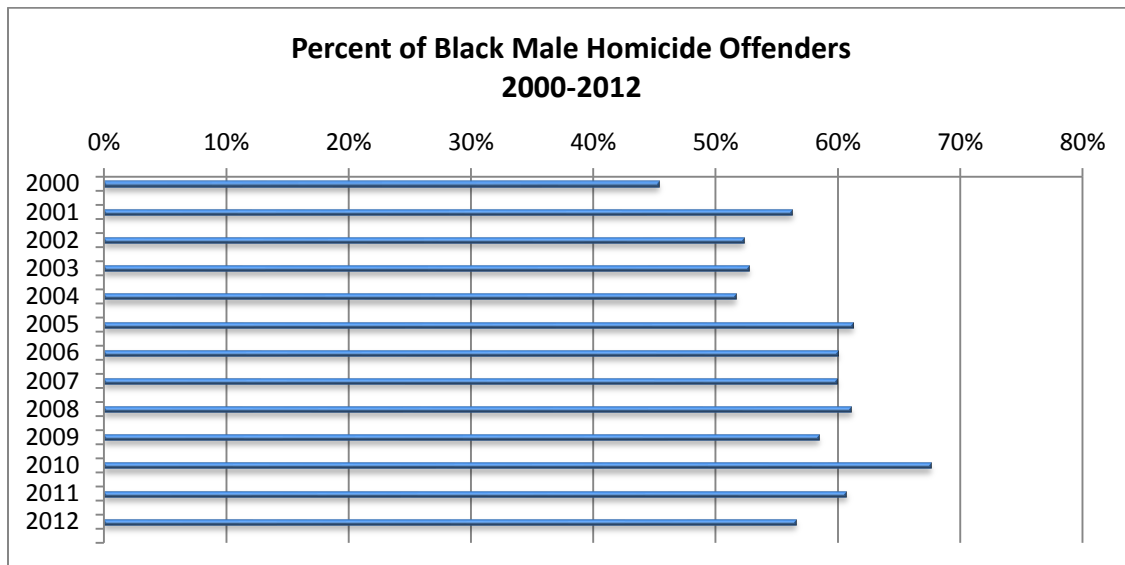
This report was supported by Award #2013-BJ-CX-K005, 2012 State Justice Program, awarded by the Bureau of Justice Statistics, Office of Justice Programs, Department of Justice.

Offender Race

Of the homicide offenders whose race were reported, there were a total of 3,406 (63%) black offenders and 1,915 (35%) white offenders. There were 14 Asian or Pacific Islander and six American Indian or Alaskan Native homicide offenders identified.



Black males made up 66 percent of male homicide offenders and 57 percent of all homicide offenders. White males made up 34 percent of all male homicide offenders and 30 percent of all homicide offenders. In contrast, black females made up 51 percent of female homicide offenders and 6 percent of all homicide offenders, whereas white females made up 49 percent of female homicide offenders and 6 percent of all homicide offenders.



Similar to black male homicide victims, the number of black male offenders also varied but their numbers peaked in 2010 at 68 percent. Since 2001, more than half of homicide offenders have been identified as a black male.



Homicides in Ohio 2013



Ohio Office of Criminal Justice Services

1970 W. Broad Street, 4th Floor

Columbus, OH 43223

Toll-Free: (800) 448-4842

Telephone: (614) 466-7782

Fax: (614) 728-8330

www.ocjs.ohio.gov



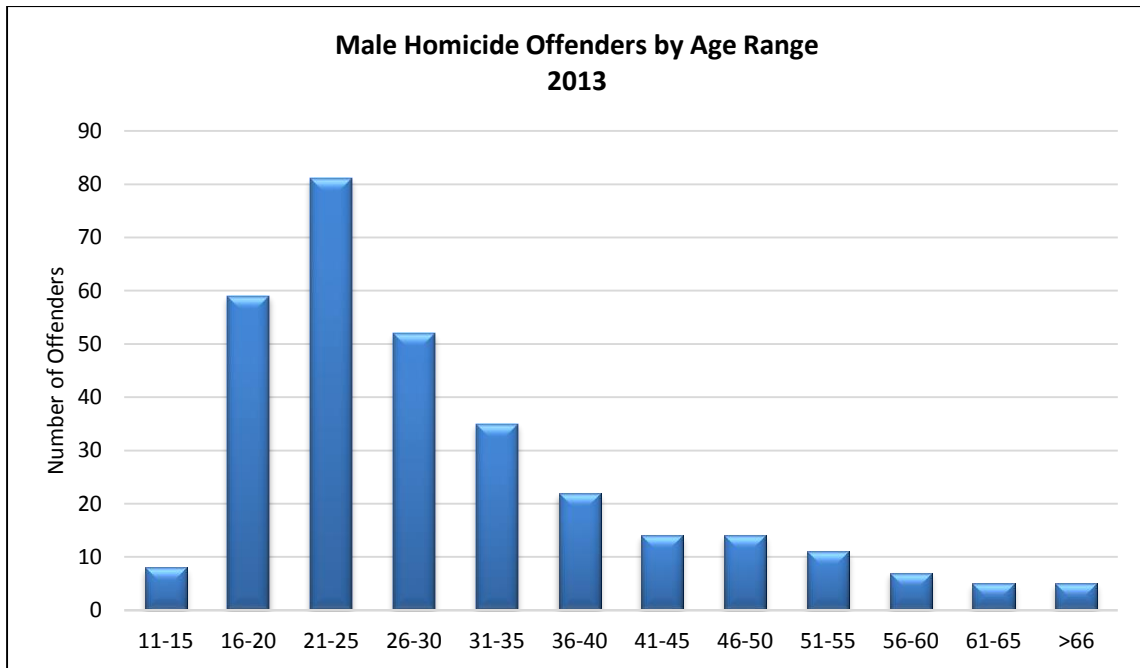
Ohio's Homicide Offenders

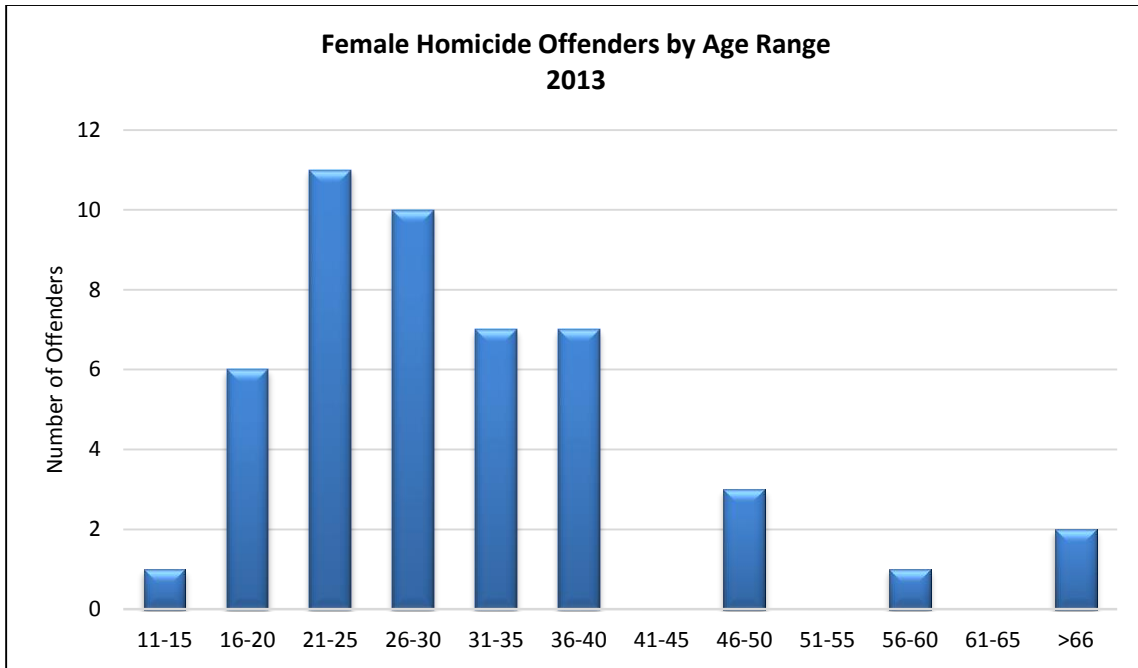
Demographically, Ohio's homicide offenders were similar to Ohio's homicide victims. The following data are reported only for those offenders for whom all or some demographic information was available.

Gender. Male homicide offenders outnumbered female homicide offenders by seven to one. The number of male offenders equaled or outnumbered the number of female offenders across every age category.

Age. The median age for homicide offenders was 27 years (mean = 30 years). The median offender age for males was 27 (mean = 30 years), which is the same median female offender age of 27 (mean = 31 years).

The number of male homicide offenders was at its highest between the ages of 16 and 30. Sixty-one percent of all male homicide offenders fell into this age range. Fifty-six percent of female homicide offenders fell in this age range. However, because of the low number of female offenders overall, the female offender data must be interpreted with caution.





Race. Of those offenders for whom race information was known, Black offenders made up 64 percent of all homicide offenders and White offenders made up 35 percent of all homicide offenders. When broken down by gender, Black males made up 68 percent of male homicide offenders and 58 percent of all homicide offenders. White males made up 31 percent of male homicide offenders and 27 percent of all homicide offenders. Black females made up 40 percent of all female homicide offenders and five percent of all homicide offenders. White females made up 60 percent of all female homicide offenders and seven percent of all offenders.

