






























Q9 Which of the following are reasons why you own or used to own a firearm?

	Hunting	For professional reasons (e.g. police, army, security)	Sports (e.g. target shooting)	Personal protection	Other personal reasons	As a collector	Other (DO NOT READ OUT)	Refusal (DO NOT READ OUT) / Don't know
 EU28	35%	29%	23%	14%	10%	5%	2%	0%
 BE	24%	21%	22%	34%	13%	16%	7%	1%
 BG	25%	53%	4%	24%	5%	3%	2%	0%
 CZ	27%	37%	30%	43%	8%	10%	0%	2%
 DK	54%	8%	21%	3%	10%	5%	6%	2%
 DE	15%	22%	33%	8%	18%	4%	6%	0%
 EE	25%	43%	15%	21%	1%	1%	3%	0%
 IE	59%	17%	26%	10%	5%	4%	5%	0%
 EL	68%	22%	8%	19%	8%	4%	1%	0%
 ES	66%	18%	22%	6%	7%	0%	2%	1%
 FR	51%	19%	13%	11%	13%	5%	1%	0%
 IT	28%	38%	23%	8%	7%	9%	2%	0%
 CY	49%	56%	3%	1%	2%	2%	2%	0%
 LV	32%	40%	8%	23%	4%	5%	3%	0%
 LT	16%	28%	12%	43%	6%	1%	0%	0%
 LU	19%	35%	44%	10%	9%	21%	7%	1%
 HU	33%	34%	11%	28%	6%	0%	1%	0%
 MT	56%	12%	36%	2%	5%	21%	4%	0%
 AT	37%	29%	26%	26%	6%	8%	2%	0%
 NL	11%	44%	42%	5%	10%	3%	1%	0%
 PL	18%	49%	20%	20%	2%	0%	1%	0%
 PT	37%	41%	9%	21%	12%	3%	3%	0%
 RO	8%	71%	5%	11%	6%	2%	1%	0%
 SI	37%	24%	27%	7%	9%	3%	5%	2%
 SK	22%	39%	24%	34%	2%	17%	0%	4%
 FI	73%	9%	34%	3%	8%	3%	2%	0%
 SE	63%	12%	23%	0%	10%	6%	3%	0%
 UK	27%	28%	44%	23%	8%	8%	0%	0%
 HR	23%	46%	5%	16%	10%	5%	3%	1%

Highest percentage per country *Lowest percentage per country*
Highest percentage per item *Lowest percentage per item*

Multiple answers possible

Base: Those EU respondents who own or used to own a firearm (n=2563)